CAUTION!!:
THE CONTRACTOR SHALL BE REQUIRED TO LOCATE ALL PUBLIC OR PRIVATE UTILITIES INCLUDING BUT NOT LIMITED TO: WATER, SEWER, TELEPHONE AND FIBER OPTIC LINES, SITE LIGHTING ELECTRIC, SECONDARY ELECTRIC, PRIMARY ELECTRICAL DUCTBANKS, LANDSCAPE IRRIGATION FACILITIES, AND GAS LINES. ANY UTILITY CONFLICTS THAT ARISE SHOULD BE COMMUNICATED TO THE ENGINEER IMMEDIATELY AND PRIOR TO CONSTRUCTION. THE CONTRACTOR SHALL CONTACT 1-800-DIG-TESS A MINIMUM OF 48 HOURS PRIOR TO THE START OF CONSTRUCTION. ANY DAMAGE TO EXISTING UTILITIES SHALL BE THE SOLE RESPONSIBILITY OF THE CONTRACTOR AND THE REPAIR SHALL BE AT CONTRACTOR'S SOLE EXPENSE WHETHER THE UTILITY IS SHOWN ON THESE PLANS OR NOT.

TRENCH EXCAVATION SAFETY PROTECTION
CONTRACTOR AND/ OR CONTRACTOR'S INDEPENDENTLY RETAINED EMPLOYEE OR STRUCTURAL DESIGN/GEOTECHNICAL/SAFETY/EQUIPMENT CONSULTANT, IF ANY, SHALL REVIEW THESE PLANS AND ANY AVAILABLE GEOTECHNICAL INFORMATION AND THE ANTICIPATED INSTALLATION SITE'S WITHIN THE PROJECT WORK AREA IN ORDER TO IMPLEMENT CONTRACTOR'S TRENCH EXCAVATION SAFETY PROTECTION SYSTEMS, PROGRAMS AND/OR PROCEDURES FOR THE PROJECT DESCRIBED IN THE CONTRACT DOCUMENTS. THE CONTRACTOR'S IMPLEMENTATION OF THESE SYSTEMS, PROGRAMS AND/OR PROCEDURES SHALL PROVIDE FOR ADEQUATE TRENCH EXCAVATION SAFETY PROTECTION THAT COMPLY WITH AS A MINIMUM, OSHA STANDARDS FOR TRENCH EXCAVATIONS. SPECIFICALLY, CONTRACTOR AND/OR CONTRACTOR'S INDEPENDENTLY RETAINED EMPLOYEE OR SAFETY CONSULTANT SHALL IMPLEMENT A TRENCH SAFETY PROGRAM IN ACCORDANCE WITH OSHA STANDARDS GOVERNING THE PRESENCE AND ACTIVITIES OF INDIVIDUALS WORKING IN AND AROUND TRENCH EXCAVATION.

COMPACTION NOTE:
THE CONTRACTOR SHALL BE RESPONSIBLE FOR MEETING 98% COMPACTION ON ALL TRENCH BACKFILL AND PAYING FOR THE TESTS TO BE PERFORMED BY A THIRD PARTY. COMPACTION TESTS WILL BE DONE AT ONE LOCATION POINT RANDOMLY SELECTED OR AS INDICATED BY THE SAWS & SARA INSPECTOR/TEST ADMINISTRATOR, PER EACH 12 INCH LOOSE LIFT PER 400 LINEAR FEET AT A MINIMUM. PERMITS AND/OR WILL NOT BE ACCEPTED AND FINALIZED BY SAWS & SARA WITHOUT THIS REQUIREMENT BEING MET AND VERIFIED BY PROVIDING ALL NECESSARY DOCUMENTED TEST RESULTS.

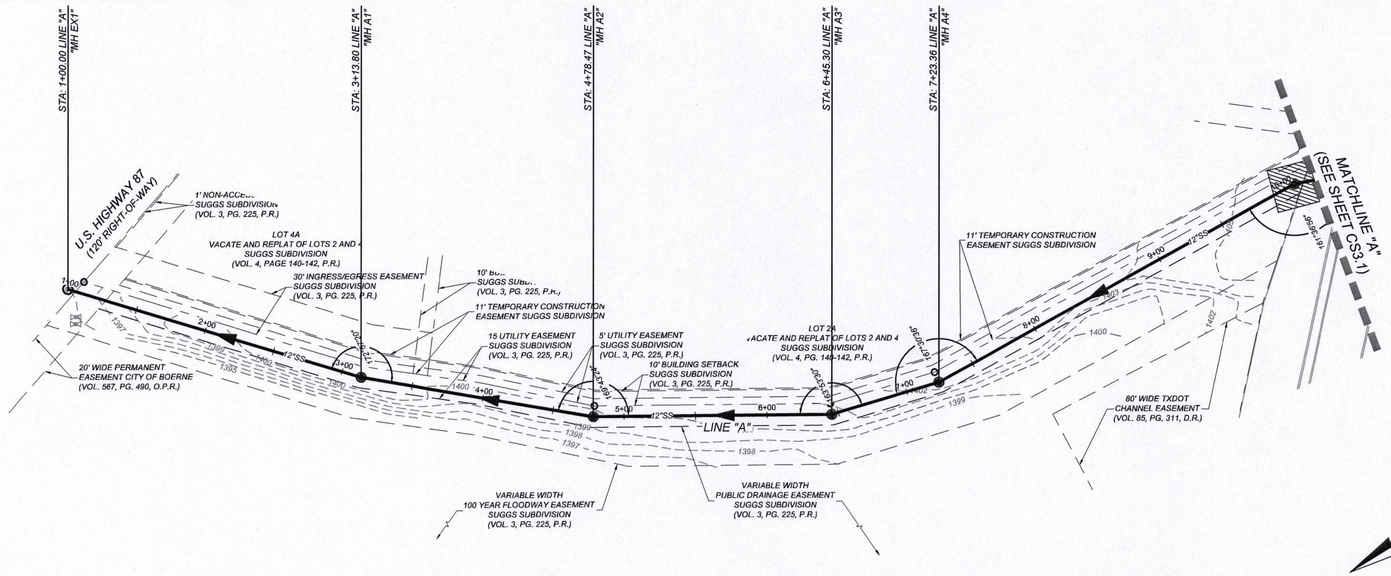


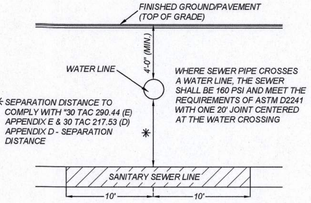


TYPICAL SANITARY SEWER/WATER CROSSING DETAIL
NOT-TO-SCALE

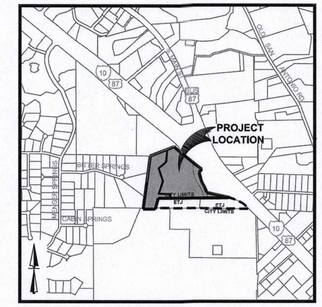


LOCATION MAP
NOT TO SCALE

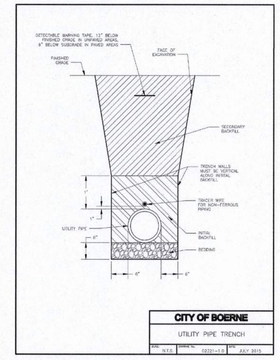


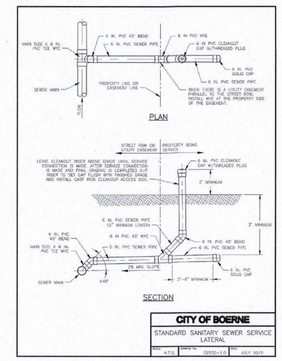


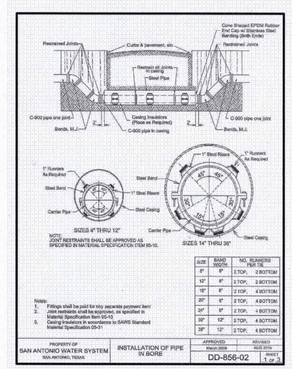


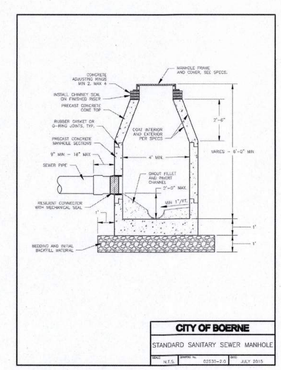


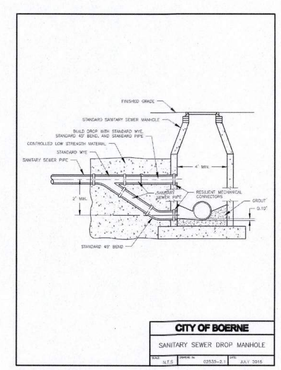


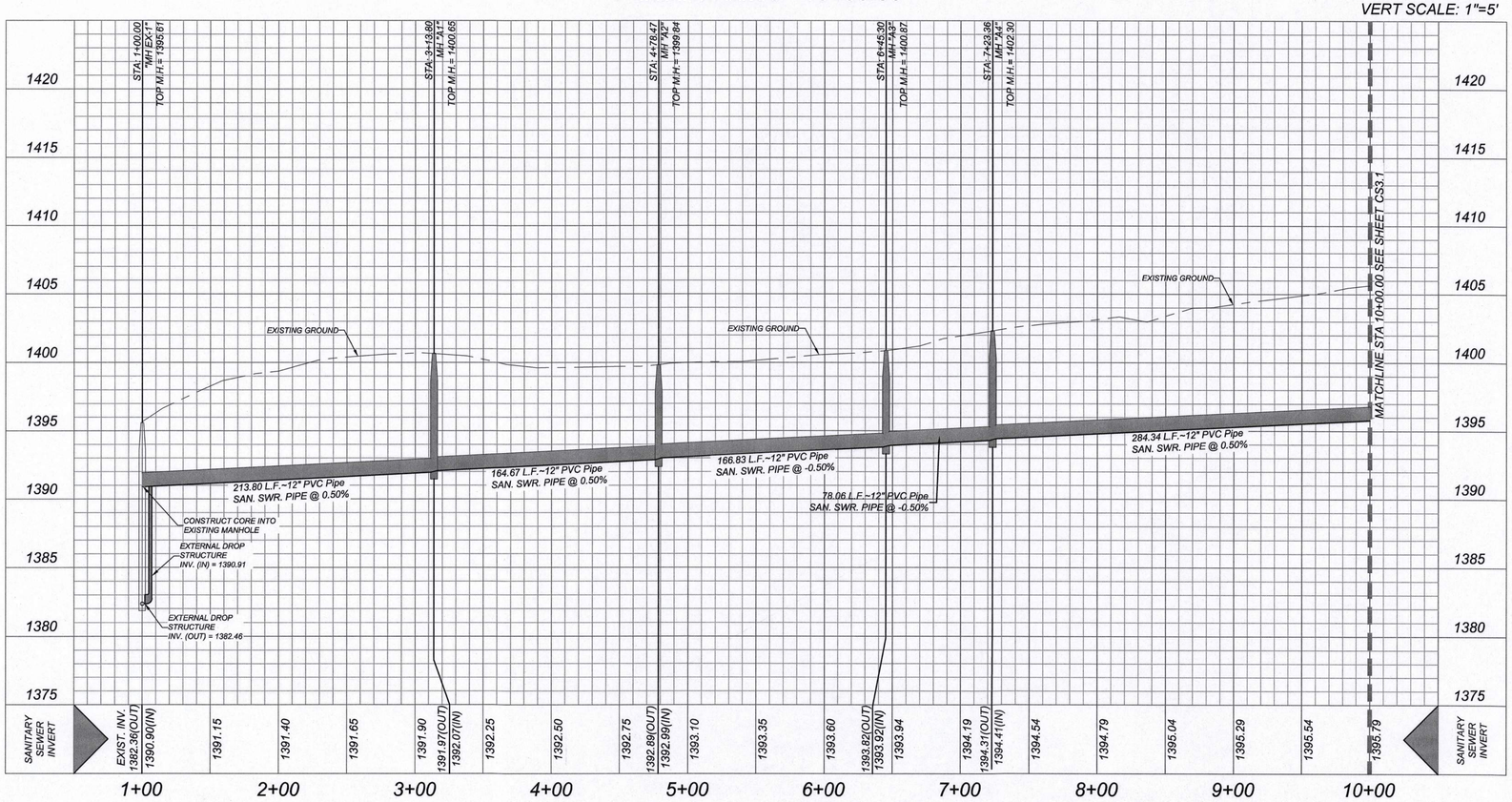


KFW ENGINEERS + SURVEYING
3421 Paesanos Pkwy, Suite 200, San Antonio, TX 78231
Phone #: (210) 979-8444 • Fax #: (210) 979-8441
TBPE Firm #: 9513 • TBPLS Firm #: 10122300

FOR REVIEW - DATE: 10-2-20

ISSUE DATE

REVISIONS

STATE OF TEXAS
ARMANDO J. NIEBLA
102296
LICENSED
PROFESSIONAL ENGINEER
10/2/20

# 12" PUBLIC SANITARY SEWER IMPROVEMENTS
# BOERNE, TEXAS
# SANITARY SEWER PLAN AND PROFILE "A"

PLAT NO.
-

JOB NO.:
DATE:
DRAWN: CHECKED:

SHEET NUMBER:
CS3.0

Date: Feb 23, 2022, 7:59am User ID: NPalker
File: M:\636010101\Design\Civil\SEWER\SSPP\636010101.dwg



THIS DOCUMENT HAS BEEN PRODUCED FROM MATERIAL THAT WAS STORED AND/OR TRANSMITTED ELECTRONICALLY AND MAY HAVE BEEN INADVERTENTLY ALTERED. RELY ONLY ON FINAL HARDCOPY MATERIALS BEARING THE CONSULTANT'S ORIGINAL SIGNATURE AND SEAL