BUNDLE "B"
(2) 6" PVC SCH. 80 (ELECTRIC - CPS)
(2) 4" PVC SCH. 40 (TELECOM - AT&T/SPECTRUM)
(1) 6" PVC SCH. 80 (GAS)

SCALE: 1"= 50'

0' 50' 100' 150'

UTILITY LEGEND

PROJECT LIMITS	
EXISTING WATER	W
EXISTING SEWER	SS
PROPOSED SEWER	SS MANHOLE
PROPOSED WATER	W FIRE HYDRANT
PROPOSED WYE & LATERAL	S
SINGLE WATER SERVICE	W
DUAL WATER SERVICE	W W
STREET LIGHTS	SL
GAS, ELECTRIC, TELEPHONE & CABLE TELEVISION EASEMENT	GETCTV

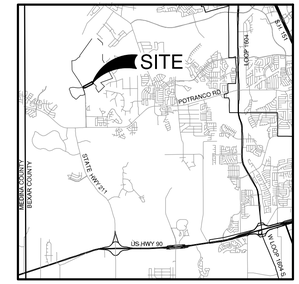

LOCATION MAP
NOT-TO-SCALE

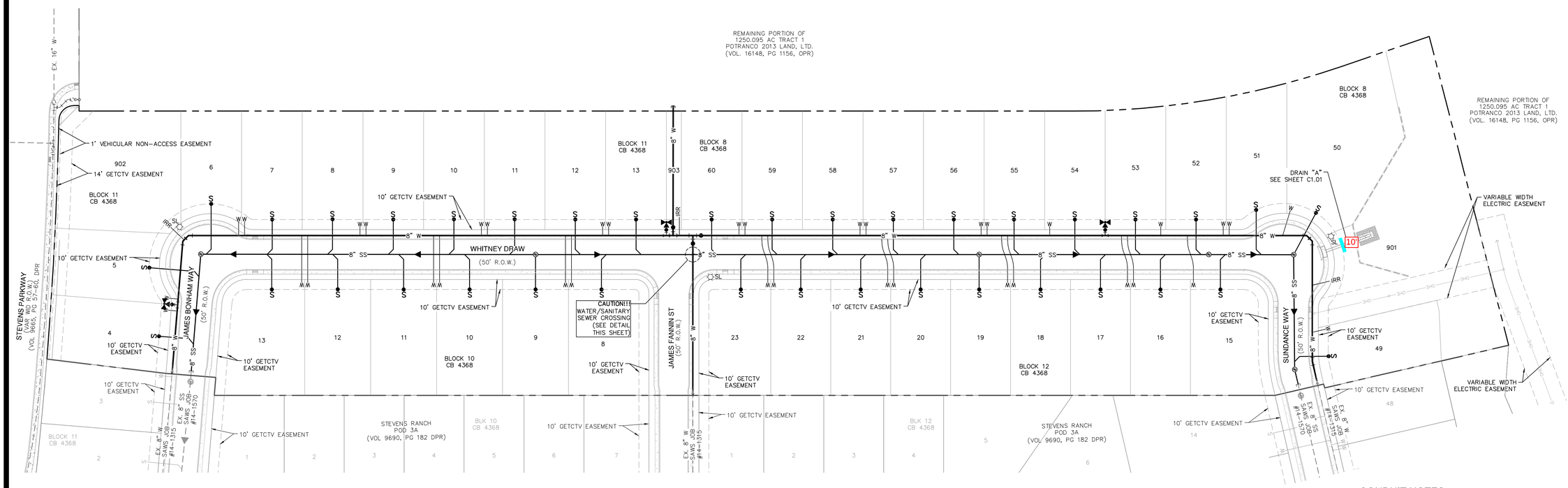

CONDUIT NOTES:

1. CONTRACTOR SHALL INSTALL PERMANENT MARKERS IN PROPOSED CURB WHERE CONDUITS CROSS THE ROADWAY (BOTH SIDES).
2. CONDUITS SHALL BE PVC WITH MINIMUM BURY OF 36 INCHES BELOW PROPOSED FINISHED GRADE. SCHEDULE 80 TO BE USED FOR CPS CONDUITS, ALL OTHER CONDUITS ARE SCHEDULE 40.
3. ALL CONDUITS SHALL BE EXTENDED BEHIND CURBS OR PROPOSED SIDEWALKS A MINIMUM OF 3 FEET AND CAPPED FOR FUTURE USE.
4. ALL CONDUIT SLEEVES TO BE USED FOR ELECTRIC, GAS, OR TELECOMMUNICATION UTILITY CROSSINGS SHALL BE INSTALLED TO MEET OR EXCEED DESIGN REQUIREMENTS FOR THE UTILITY AGENCY WHICH THEY ARE SERVING, INCLUDING BUT NOT LIMITED TO THE DEPTH, TRENCH PLACEMENT, AND PROXIMITY TO OTHER UTILITIES. THE CONTRACTOR IS SOLELY RESPONSIBLE FOR VERIFYING AND INSTALLING THE CONDUIT SLEEVES TO MEET THESE SPECIFICATIONS INCLUDING COORDINATING WITH THE UTILITY AGENCY FOR ANY REQUIRED INSPECTIONS

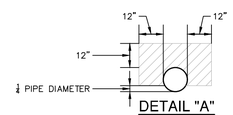

DETAIL "A"
NOT-TO-SCALE

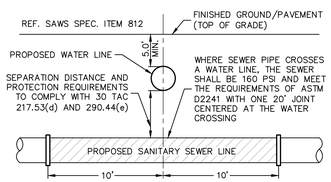

TYPICAL SANITARY SEWER/WATER CROSSING DETAIL
NOT-TO-SCALE

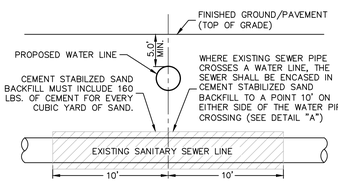

EXISTING SANITARY SEWER/WATER CROSSING DETAIL
NOT-TO-SCALE

TRENCH EXCAVATION SAFETY PROTECTION:

CONTRACTOR AND/ OR CONTRACTOR'S INDEPENDENTLY RETAINED EMPLOYEE OR STRUCTURAL DESIGN/ GEOTECHNICAL/ SAFETY/EQUIPMENT CONSULTANT, IF ANY, SHALL REVIEW THESE PLANS AND ANY AVAILABLE GEOTECHNICAL INFORMATION AND THE ANTICIPATED INSTALLATION SITES WITHIN THE PROJECT WORK AREA IN ORDER TO IMPLEMENT CONTRACTOR'S TRENCH EXCAVATION SAFETY PROTECTION SYSTEMS, PROGRAMS AND /OR PROCEDURES FOR THE PROJECT DESCRIBED IN THE CONTRACT DOCUMENTS. THE CONTRACTOR'S IMPLEMENTATION OF THESE SYSTEMS, PROGRAMS AND/OR PROCEDURES SHALL PROVIDE FOR ADEQUATE TRENCH EXCAVATION SAFETY PROTECTION THAT COMPLY WITH AS A MINIMUM, OSHA STANDARDS FOR TRENCH EXCAVATIONS. SPECIFICALLY, CONTRACTOR AND/OR CONTRACTOR'S INDEPENDENTLY RETAINED EMPLOYEE OR SAFETY CONSULTANT SHALL IMPLEMENT A TRENCH SAFETY PROGRAM IN ACCORDANCE WITH OSHA STANDARDS GOVERNING THE PRESENCE AND ACTIVITIES OF INDIVIDUALS WORKING IN AND AROUND TRENCH EXCAVATION.

CAUTION!!

CONTRACTOR SHALL BE REQUIRED TO LOCATE ALL PUBLIC OR PRIVATE UTILITIES INCLUDING BUT NOT LIMITING TO: WATER, SEWER, TELEPHONE AND FIBER OPTIC LINES, SITE LIGHTING ELECTRIC, SECONDARY ELECTRIC, PRIMARY ELECTRICAL DUCTBANKS, LANDSCAPE IRRIGATION FACILITIES, AND GAS LINES. ANY UTILITY CONFLICTS THAT ARISE SHOULD BE COMMUNICATED TO THE ENGINEER IMMEDIATELY AND PRIOR TO CONSTRUCTION. THE CONTRACTOR SHALL CONTACT 1-800-DIG-TESS A MINIMUM OF 48 HOURS PRIOR TO THE START OF CONSTRUCTION. ANY DAMAGE TO EXISTING UTILITIES SHALL BE THE SOLE RESPONSIBILITY OF THE CONTRACTOR AND THE REPAIR SHALL BE AT CONTRACTOR'S SOLE EXPENSE WHETHER THE UTILITY IS SHOWN ON THESE PLANS OR NOT.

NO.	REVISION	DATE

This document is released for INTERIM REVIEW purposes ONLY under the authorization of Matthew Geistweidt, P.E. #118861 on 1/9/26. This document is not to be used for CONSTRUCTION.

PAPE-DAWSON
2000 NW LOOP 410 I SAN ANTONIO, TX 78213 I 210.375.9000
TEXAS ENGINEERING FIRM #470 I TEXAS SURVEYING FIRM #10028800

STEVENS RANCH UNIT 3B
SAN ANTONIO, TEXAS
OVERALL UTILITY PLAN

PLAT NO. 25-11800504
JOB NO. 13831-08
DATE FEBRUARY 2026
DESIGNER WH
CHECKED MG DRAWN MGG
SHEET C6.00

Date: Feb 26, 2026, 3:18pm User ID: dbarrows
File: P:\138\31\08\Design\Civil\UTOA 13831108.dwg

THIS DOCUMENT HAS BEEN PRODUCED FROM MATERIAL THAT WAS STORED AND/OR TRANSMITTED ELECTRONICALLY AND MAY HAVE BEEN INADVERTENTLY ALTERED. RELY ONLY ON FINAL HARDCOPY MATERIALS BEARING THE CONSULTANT'S ORIGINAL SIGNATURE AND SEAL. AERIAL IMAGERY PROVIDED BY GOOGLE© UNLESS OTHERWISE NOTED. Imagery © 2016,CAPCOG,Digital Globe,Texas Orthoimagery Program, USDA Farm Service Agency.